
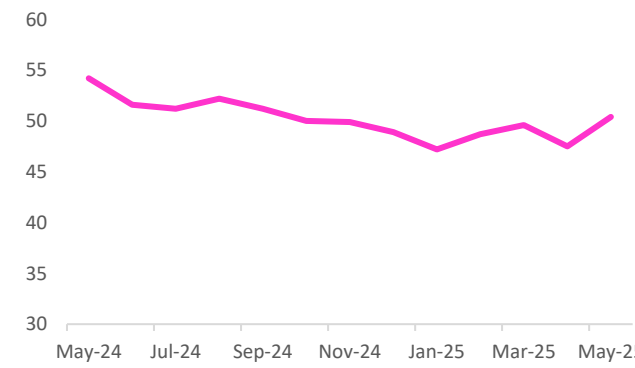
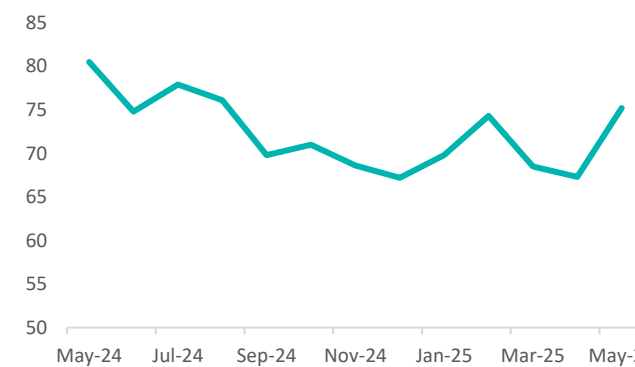
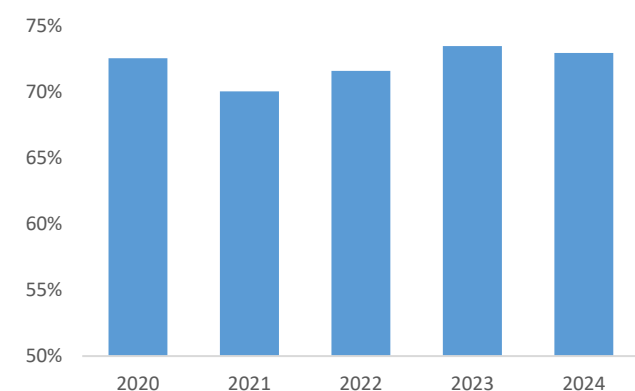
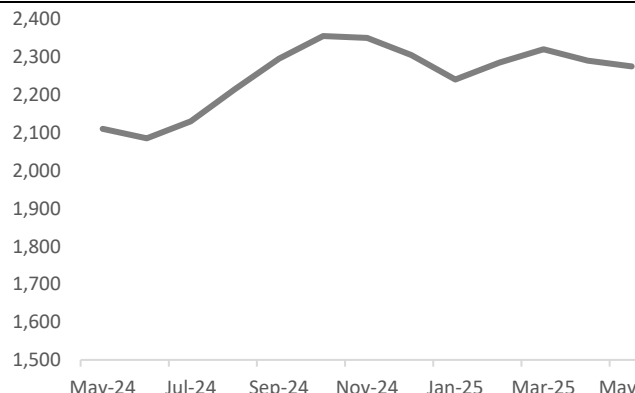


WALSALL ECONOMIC DASHBOARD – JUNE 2025


The Economic Intelligence Unit


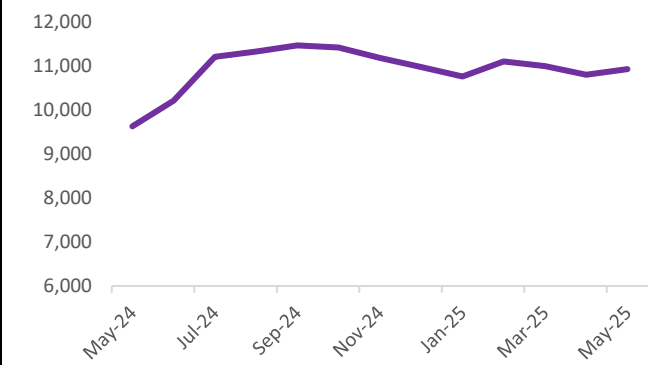
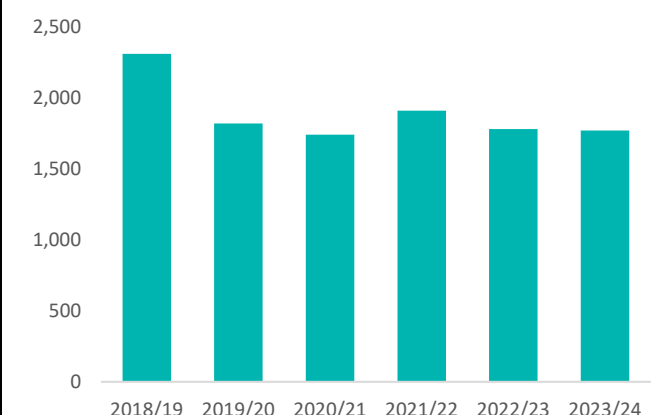

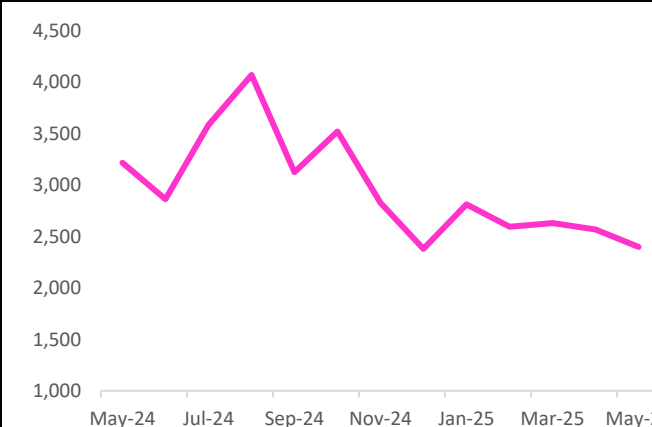
Indicator <sup>1</sup>	Pre-Pandemic (Context) <sup>2</sup>		May 2024	June 2024	July 2024	August 2024	September 2024	October 2024	November 2024	December 2024	January 2025	February 2025	March 2025	April 2025	May 2025	Trend	National/ Regional or LA Comparator <sup>3</sup>	Commentary/ Context
Regional Business Activity Index	51.2 (Feb 2020)		54.2	51.6	51.2	52.2	51.2	50.0	49.9	48.9	47.2	48.7	49.6	47.5	50.4		WM: 6 <sup>th</sup> Highest  UK: 50.3  Wales: 51.5 (1 <sup>st</sup> ) North East: 48.8 (12 <sup>th</sup> )	After six months of being under the 50-growth mark, the West Midlands regional business activity index increased from 47.5 in April 2025 to 50.4 in May 2025.
Regional Future Business Activity Index	72.3 (Feb 2020)		80.5	74.8	77.9	76.1	69.8	71.0	68.6	67.2	69.8	74.3	68.5	67.3	75.2		WM: Highest Region  North West: 69.6 (2 <sup>nd</sup> ) Northern Ireland: 55.5 (12 <sup>th</sup> )	The West Midlands Future Business Activity Index increased from 67.3 in April 2025 to 75.2 in May 2025.
Employment Rate (Aged 16-64) <sup>4</sup>	70.6% Full Year (Jan –Dec) 2019  71.4% Apr 2019 – Mar 2020			76.0% Jul 2023 – Jun 2024		76.0% Oct 2023 – Sep 2024				73.0% (Full Year 2024)							Walsall: 105 <sup>th</sup> Lowest LA /348  UK: 75.5%  Dacorum: 89.9% (1 <sup>st</sup> ) Hyndburn: 61.5% (348 <sup>th</sup> )	Since 2023, the employment rate for Walsall decreased by 0.5 percentage points (pp) to 73.0% in 2024. The UK-wide employment rate decreased by 0.2pp to 75.5%.
Youth Claimants (Aged 16-24)	1,940 (6.5% of 16 – 24 years old pop.) (Mar 2020)		2,110 (7.0% of 16 – 24 years old pop.)	2,085 (6.9% of 16 – 24 years old pop.)	2,130 (7.1% of 16 – 24 years old pop.)	2,215 (7.4% of 16 – 24 years old pop.)	2,295 (7.6% of 16 – 24 years old pop.)	2,355 (7.8% of 16 – 24 years old pop.)	2,350 (7.8% of 16 – 24 years old pop.)	2,305 (7.7% of 16 – 24 years old pop.)	2,240 (7.5% of 16 – 24 years old pop.)	2,285 (7.6% of 16 – 24 years old pop.)	2,320 (7.7% of 16 – 24 years old pop.)	2,290 (7.6% of 16 – 24 years old pop.)	2,275 (7.6% of 16 – 24 years old pop.)		Walsall: 7 <sup>th</sup> Highest LA / 318  UK: 4.3% of Pop. aged 16-24 years old  Birmingham: 8.5 (1 <sup>st</sup> ) Isles of Scilly: 0% (318 <sup>th</sup> )	Walsall had 2,275 youth claimants in May 2025, a decrease of 15 (-0.7%, UK +0.1%) compared to the previous month. When compared to May 2024, the number of youth claimants increased by 165 (+7.8%, UK +9.7%).

<sup>1</sup> Indicators that are in hatched marked boxes represent regional level analysis. The dashboard sources are as followed: NatWest, Regional Tracker report (UK), released June 2025 (please note, the index is seasonally adjusted and measures the month-on-month change in the combined output of the region’s manufacturing and service sectors), Office for National Statistics (ONS)/Annual Population Survey (APS), released April 2025, ONS/Department for Work and Pensions, Claimant count, released June 2025 (provisional), Department for Education, released March 2025, Adzuna Intelligence accessed June 2025.

<sup>2</sup> A pre-pandemic column has been included which will not be RAG rated as this is to show where we were before the impacts of Covid-19 were seen. However, across the dashboard RAG rating is based on change from each month (and not compared to March 2020), green shading illustrates indicators which have moved in a positive direction compared to the UK or England average. The red shading indicates the reverse and amber indicates a change in the right direction but less than the UK or national average (excluding the Business Activity Index and Future Business Activity Index indicators where the threshold mark is 50 for growth – figures below 50 are red, amber if it has decreased from the previous but remains above 50 or is at 50, green if improved from previous month).

<sup>3</sup> The peer group selected varies by indicator – regional is based on all the regions in the UK – showing a range from highest to lowest to understand how the West Midlands compares and then where available, Walsall has been used and compared to all available local authorities.

<sup>4</sup> Data is not comparable across the table as they are rolling quarterly years.

WALSALL ECONOMIC DASHBOARD – JUNE 2025																		
Indicator <sup>1</sup>	Pre-Pandemic (Context) <sup>2</sup>		May 2024	June 2024	July 2024	August 2024	September 2024	October 2024	November 2024	December 2024	January 2025	February 2025	March 2025	April 2025	May 2025	Trend	National/ Regional or LA Comparator <sup>3</sup>	Commentary/ Context
Claimants (Aged 16+)	8,605 (3.8% of pop. aged 16+) (Mar 2020)		9,620 (4.3% of pop. aged 16+)	10,200 (4.5% of pop. aged 16+)	11,195 (5.0% of pop. aged 16+)	11,315 (5.0% of pop. aged 16+)	11,455 (5.1% of pop. aged 16+)	11,405 (5.1% of pop. aged 16+)	11,170 (5.0% of pop. aged 16+)	10,965 (4.9% of pop. aged 16+)	10,750 (4.8% of pop. aged 16+)	11,090 (4.9% of pop. aged 16+)	10,985 (4.9% of pop. aged 16+)	10,790 (4.8% of pop. aged 16+)	10,915 (4.9% of pop. aged 16+)		Walsall: Joint 29 <sup>th</sup> Highest LA (with Kingston, Coventry, Blackburn and Liverpool /318  UK: 3.1% of Pop. Aged 16+  Birmingham: 8.8% (1 <sup>st</sup> ) Isle of Scilly: 1.1% (318 <sup>th</sup> )	Walsall had 10,915 claimants aged 16 years and over in May 2025, an increase of 125 (+1.2%, UK +1.5%) claimants from the previous month. Compared to May 2024, claimants in Walsall increased by 1,295 (+13.5%, UK +8.0%).
Apprenticeship Starts <sup>5</sup>	2,310 (Q4 Full Year 2018/19)				1,770 (Q4 Full Year 2023/24)			680 (Q1 Aug-Oct 2024/25)			1,070 (Q2 Aug-Jan 2025/26)						Walsall: 46 <sup>th</sup> Highest LA / 296  Birmingham: 6,020 (1 <sup>st</sup> ) Isles of Scilly: low (296 <sup>th</sup> ) (Full year)	In the 2023/24 academic year there were 1,770 apprenticeship starts in Walsall, a decrease of 0.6% (-10) since 2022/23. Whereas over this period, England-wide there was an increase of 0.7%.
Adzuna Apprenticeship Postings	10 (Mar 2020)		108	73	30	35	20	23	15	22	28	12	10	7	11		-	In Walsall, there were 11 apprenticeship postings on Adzuna in May 2025. This increased by 4 from the previous month. When compared to May 2024, apprenticeship postings decreased by 97.
Adzuna Unique Job Postings	2,159 (Mar 2020)		3,218	2,863	3,584	4,071	3,125	3,521	2,826	2,380	2,813	2,594	2,631	2,569	2,399		Latest number of postings is average compared to the average for all local authority districts	In Walsall, there were 2,399 unique active job postings on Adzuna in May 2025. This decreased by 170 postings since the previous month. When compared to May 2024, job postings on Adzuna decreased by 819.  In May 2025, Interest Quotient is average at 1.2.

<sup>5</sup> Data is not comparable across the table.